

EPU 41

EPU 41 is a production-grade elastomeric material that is especially well-suited for elastomeric lattices where high resiliency is needed.

Table of Contents

Standard Technical Data Sheet:	Page 2
Extended Technical Data Sheet:	Page 3-11
- Mechanical Properties	Page 4
- Thermomechanical Properties	Page 5
- Compression Set	Page 6
- EPU 41 Green Properties	Page 7-11
- Chemical Compatibility	Page 8
- UV aging	Page 10
- Biocompatibility	Page 11

EPU 41 Black

Tensile Properties	Test Standard	Metric	US
Tensile Modulus	ASTM D412 Die C 500 mm/min	8 MPa	1160 psi
Elongation at Break		300%	300%
Stress at 50% Elongation		2 MPa	290 psi
Stress at 100% Elongation		4 MPa	580 psi
Stress at 200% Elongation		9 MPa	1300 psi
Ultimate Tensile Strength		15 MPa	2200 psi

Other Mechanical Properties	Test Standard	Metric	US
Tear Strength, Die C (die cut)	ASTM D624	20 kN/m	110 lbf/in
Compression Set, 23 °C, 72 h	ASTM D395-B	30%	

Thermal Properties	Test Standard	Metric	US
T _g (DMA, tan(d))	ASTM D4065	-10 °C	14 °F

General Properties	Test Standard	Metric	US
Hardness	ASTM D2240	71 (Instant), 70 (5 sec) Shore A	
Density	ASTM D792	1.03 g/cm ³	

Liquid Properties	Test Standard	Metric	US
Liquid Density (Part A)		0.99 g/mL	
Liquid Density (Part B)		0.94 g/mL	
Liquid Density (Part A+B)		0.99 g/mL	
Part A:B Volume Ratio (Mass Ratio)		12.4 (13.0)	
25 °C Viscosity (Part A)		9900 cP	
25 °C Viscosity (Part B)		80 cP	
25°C Viscosity (Part A+B)		8000 cP	

The information in this document includes values derived from printing various parts, reflects an approximation of the mean value of a range of values, and is intended for reference and comparison purposes only. This information should not be used for testing, design specification or quality control purposes. End-use material performance can be impacted by, but not limited to, design, processing, color treatment, operating and end-use conditions, test conditions, etc. Actual values will vary with build conditions. In addition, product specifications are subject to change without notice.

This information and Carbon's technical advice are given to you in good faith but without warranty. The application, use and processing of these and other Carbon products by you are beyond Carbon's control and, therefore, entirely your own responsibility. Carbon products are only to be used by you, subject to the terms of the written agreement by and between you and Carbon.

You are responsible for determining that the Carbon material is safe, lawful, and technically suitable for the intended application, as well as for identifying the proper disposal (or recycling) method consistent with applicable environmental laws and regulations. CARBON MAKES NO WARRANTIES OF ANY KIND, EXPRESSED OR IMPLIED, INCLUDING, BUT NOT LIMITED TO, THE WARRANTIES OF MERCHANTABILITY, FITNESS FOR A PARTICULAR USE, OR NON-INFRINGEMENT. Further, it is expressly understood and agreed that you assume and hereby expressly release Carbon from all liability, in tort, contract or otherwise, incurred in connection with the use of Carbon products, technical assistance and information. No license with respect to any intellectual property is implied.

Parts were processed using an M series printer and a Smart Part Washer with VF 1 as the solvent.

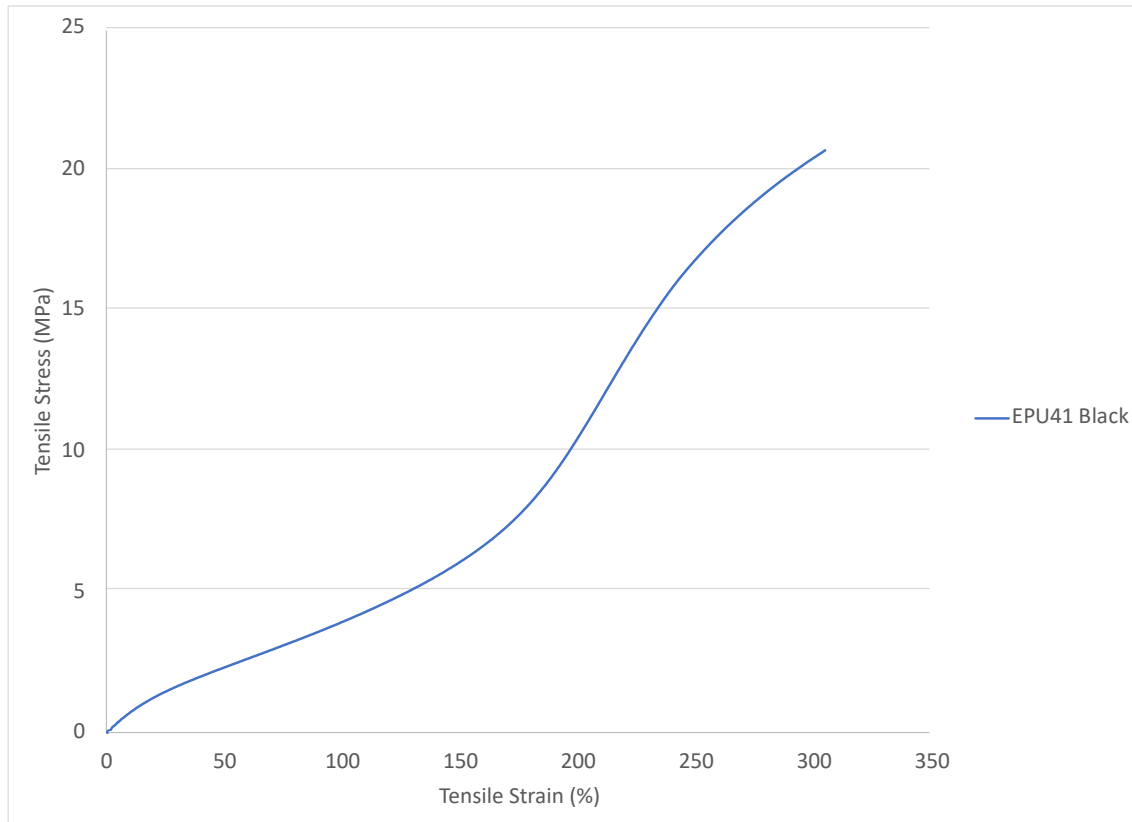
EPU 41

Extended TDS

EPU 41 Black Mechanical Properties

Representative Tensile Curve

ASTM D412, Die C, 500 mm/min



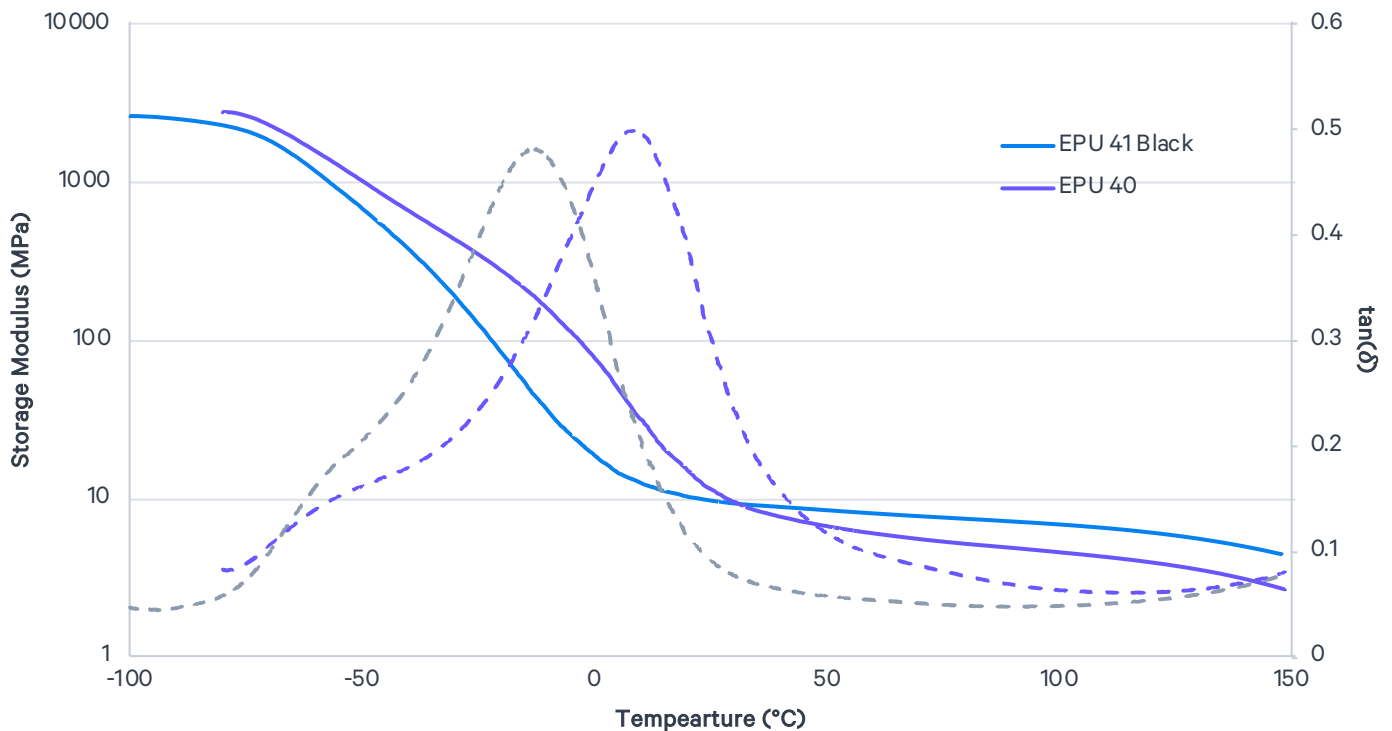
Dynamic Mechanical Analysis (DMA)

EPU 41 Black versus EPU 40

EPU 41 Green has improved cold temperature performance compared to EPU 40. EPU 41 Green has lower T_g ($\tan(\delta)$ peak), indicating retention of elastomeric properties down to colder temperatures.

EPU 41 T_g ($\tan(\delta)$) = -10 °C

EPU 40 T_g ($\tan(\delta)$) = 10 °C



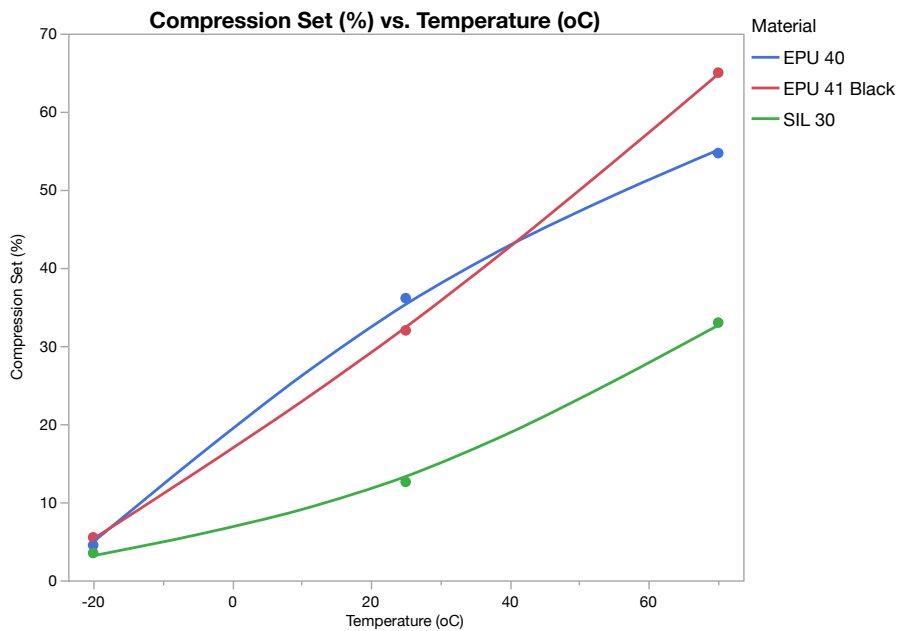
ASTM D4065

Q800 Tension Mode, Ramp Rate 2 °C/min, 1 Hz, 0.1% strain

Samples were post processed using DPM Smart Part Washer.

EPU 41 Black Compression Set

In many elastomeric applications, compression set is an important property that reflects the amount of residual deformation after holding compression at a fixed time, temperature and displacement. EPU 40, EPU 41 Black, and SIL 30 were compressed to 25% of its original sample height and held at various temperatures (-20, 25, and 70 °C) for 72 hours. The compression set measurement is the residual deformation of a test specimen where 0% represents full recovery of the original thickness and 100% indicates no recovery. The image below summarizes the compression set results for various Carbon elastomers.



ASTM D394-14 Method B

EPU 41 Green

Tensile Properties	Test Standard	Metric	US
Tensile Modulus	ASTM D412 Die C 500 mm/min	6 MPa	870 psi
Elongation at Break		250%	250%
Stress at 50% Elongation		3 MPa	440 psi
Stress at 100% Elongation		5 MPa	730 psi
Stress at 200% Elongation		9 MPa	1300 psi
Ultimate Tensile Strength		15 MPa	2200 psi

Other Mechanical Properties	Test Standard	Metric	US
Tear Strength, Die C (die cut)	ASTM D624	20 kN/m	110 lbf/in
Compression Set, 23 °C, 72 h	ASTM D395-B	30%	
Bayshore Rebound Resilience	ASTM D2632	30%	
Ross Flexing Fatigue (Notched), 23 °C	Based on ASTM D1052 60° bending 100 cycles/min 2 mm thickness	> 50,000 cycles (no crack propagation)	
Ross Flexing Fatigue (Notched), -10 °C		> 40,000 cycles (no crack propagation)	

Thermal Properties	Test Standard	Metric	US
T _g (DMA, tan(d))	ASTM D4065	-10 °C	14 °F

Dielectric/Electric Properties	Test Standard	Metric	US
Dielectric Constant	ASTM D150	5	5
Dissipation Factor		0.03	0.03
Dielectric Strength	ASTM D149	17 kV/mm	430 V/mil
Volume Resistivity	ASTM D257	3.1 x 10 ¹¹ ohm-cm	1.2 x 10 ¹¹ ohm-in

General Properties	Test Standard	Metric	US
Hardness	ASTM D2240	72 (Instant), 71 (5 sec), Shore A	
Bulk Density	ASTM D792	1.03 g/mL	
Relative Abrasion Volume Loss	ISO-4649 A	70 mm ³	

The information in this document includes values derived from printing various parts, reflects an approximation of the mean value of a range of values, and is intended for reference and comparison purposes only. This information should not be used for testing, design specification or quality control purposes. End-use material performance can be impacted by, but not limited to, design, processing, color treatment, operating and end-use conditions, test conditions, etc. Actual values will vary with build conditions. In addition, product specifications are subject to change without notice.

This information and Carbon's technical advice are given to you in good faith but without warranty. The application, use and processing of these and other Carbon products by you are beyond Carbon's control and, therefore, entirely your own responsibility. Carbon products are only to be used by you, subject to the terms of the written agreement by and between you and Carbon.

You are responsible for determining that the Carbon material is safe, lawful, and technically suitable for the intended application, as well as for identifying the proper disposal (or recycling) method consistent with applicable environmental laws and regulations. CARBON MAKES NO WARRANTIES OF ANY KIND, EXPRESSED OR IMPLIED, INCLUDING, BUT NOT LIMITED TO, THE WARRANTIES OF MERCHANTABILITY, FITNESS FOR A PARTICULAR USE, OR NON-INFRINGEMENT. Further, it is expressly understood and agreed that you assume and hereby expressly release Carbon from all liability, in tort, contract or otherwise, incurred in connection with the use of Carbon products, technical assistance and information. No license with respect to any intellectual property is implied.

Parts were processed using an M series printer and a Smart Part Washer with VF 1 as the solvent.

EPU 41 Green

Liquid Properties	
Liquid Density (Part A)	0.99 g/mL
Liquid Density (Part B)	0.94 g/mL
Liquid Density (Part A+B)	0.99 g/mL
Part A:B Volume Ratio (Mass Ratio)	12.4 (13.0)
25 °C Viscosity (Part A)	9900 cP
25 °C Viscosity (Part B)	80 cP
25°C Viscosity (Part A+B)	8000 cP

The information in this document includes values derived from printing various parts, reflects an approximation of the mean value of a range of values, and is intended for reference and comparison purposes only. This information should not be used for testing, design specification or quality control purposes. End-use material performance can be impacted by, but not limited to, design, processing, color treatment, operating and end-use conditions, test conditions, etc. Actual values will vary with build conditions. In addition, product specifications are subject to change without notice.

This information and Carbon's technical advice are given to you in good faith but without warranty. The application, use and processing of these and other Carbon products by you are beyond Carbon's control and, therefore, entirely your own responsibility. Carbon products are only to be used by you, subject to the terms of the written agreement by and between you and Carbon.

You are responsible for determining that the Carbon material is safe, lawful, and technically suitable for the intended application, as well as for identifying the proper disposal (or recycling) method consistent with applicable environmental laws and regulations. CARBON MAKES NO WARRANTIES OF ANY KIND, EXPRESSED OR IMPLIED, INCLUDING, BUT NOT LIMITED TO, THE WARRANTIES OF MERCHANTABILITY, FITNESS FOR A PARTICULAR USE, OR NON-INFRINGEMENT. Further, it is expressly understood and agreed that you assume and hereby expressly release Carbon from all liability, in tort, contract or otherwise, incurred in connection with the use of Carbon products, technical assistance and information. No license with respect to any intellectual property is implied.

Parts were processed using an M series printer and a Smart Part Washer with VF 1 as the solvent.

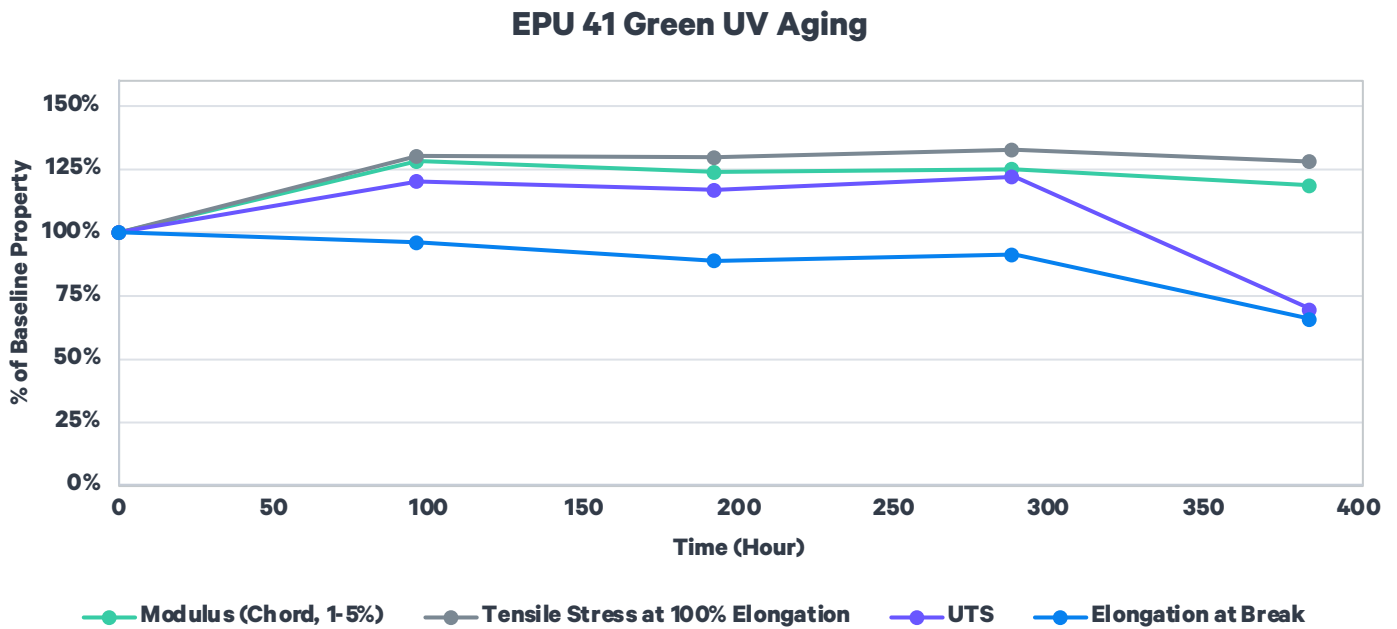
EPU 41 Green Chemical Compatibility

	Mass Gain* (%)
Household Chemicals	
Bleach (NaClO, 5%)	< 5%
Sanitizer (NH ₄ Cl, 10%)	< 5%
Distilled Water	< 5%
Sunscreen (Banana Boat, SPF 50)	> 30%
Detergent (Tide, Original)	5 - 15%
Windex Powerized Formula	5 - 15%
Hydrogen Peroxide (30%)	15 - 30%
Ethanol (95%)	> 30%
Industrial Fluids	
Engine Oil (Havoline SAE 5W-30)	< 5%
Brake Fluid (Castrol DOT-4)	15 - 30%
Airplane Deicing Fluid (Type I Ethylene Glycol)	-
Airplane Deicing Fluid (Type I Propylene Glycol)	-
Airplane Deicing Fluid (Type IV Ethylene Glycol)	-
Airplane Deicing Fluid (Type IV Propylene Glycol)	-
Transmission Fluid (Havoline Synthetic ATF)	5 - 15%
Engine Coolant (Havoline XLC, 50%/50% premixed)	< 5%
Diesel (Chevron #2)	> 30%
Gasoline (Chevron #91)	-
Skydrol 500B-4	> 30%
Strong Acid/Base	
Sulfuric Acid (30%)	15 - 30%
Sodium Hydroxide (10%)	< 5%

***Percent weight gained after one week submersion following ASTM D543. Values do not represent changes in dimension or mechanical properties.**

EPU 41 Green UV Aging

Natural polymer aging can occur in the presence of light, sun, and heat. Carbon evaluated the UV aging performance of EPU 41 using ASTM D4459, which is intended to simulate indoor exposure of solar radiation through glass.



ASTM D4459: Q-Sun XE-1, 0.8 W/m²/nm at 420 nm, 55 °C
ASTM D412: Die C, 500 mm/min, average values represented

Color Fastness After UV Aging

EPU 41 Green has excellent color fastness after UV aging. Color change is calculated from L*a*b* values measured by colorimeter.

Color change after UV aging, dE = 0.7

ISO 4892-1/4892-2: Xenon-arc lamp, UV-Quartz filter, 1.2 W/m²/nm, at 420 nm, 70 °C, 6 hours



EPU 41 Biocompatibility

Biocompatibility Testing

Printed parts were provided to NAMSA for evaluation in accordance with ISO 10993-10, *Biological evaluation of medical devices - Part 10: Tests for irritation and skin sensitization* (specifically the Closed Patch Sensitization Study). Parts were processed using an M series printer and a Smart Part Washer with VF 1 as the solvent. The results for all tests indicated that EPU 41 passed the requirements for biocompatibility according to the above tests. **Carbon makes no representation and is not responsible for the results of any biocompatibility tests other than those specified above.**

Disclaimer

Biocompatibility results may vary based on printing and/or post-processing procedures.

Subscriber acknowledges the contents of this document are subject to the Terms and Conditions outlined in the Subscription Agreement, including the Restrictions on Use section.

DO NOT USE CARBON MATERIALS IN MEDICAL APPLICATIONS INVOLVING IMPLANTATION IN THE HUMAN BODY OR CONTACT WITH BODY FLUIDS OR TISSUES UNLESS THE MATERIAL HAS BEEN PROVIDED FROM CARBON UNDER A WRITTEN CONTRACT THAT IS CONSISTENT WITH THE CARBON POLICY REGARDING MEDICAL APPLICATIONS AND EXPRESSLY ACKNOWLEDGES THE CONTEMPLATED USE. CARBON MAKES NO REPRESENTATION, PROMISE, EXPRESS WARRANTY OR IMPLIED WARRANTY CONCERNING THE SUITABILITY OF THESE MATERIALS FOR USE IN IMPLANTATION IN THE HUMAN BODY OR IN CONTACT WITH BODY FLUIDS OR TISSUES. If Carbon has permitted in the Subscription Agreement use of the Carbon printer for applications that require biocompatibility, Subscriber acknowledges that it is the responsibility of Subscriber, its respective customers and end-users to determine the biocompatibility of all printed parts for their respective uses.

Carbon, Inc. | www.carbon3d.com
1089 Mills Way Redwood City, CA 94063
1 (650) 285-6307